



and write it!





Get Moving

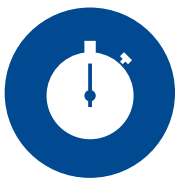


Exercise for mind and body! Write letters on the ground with chalk or masking tape. Have your growing reader jump to each letter and sound as you say it. Bonus points for naming a word that begins with that sound!

You can also try this activity with simple sight words, such as *the, one, here, said,* and *two*. For this version, have kids jump to each word and earn bonus points for using the sight word in a sentence.

If this activity is a hit, try it with these sight words next time:

they	four	where
are	all	three
she	there	who
you	has	said
my	what	down



Beat the Clock

Work with your growing reader to match upper- and lowercase letters. Create pairs of word cards, one card for each uppercase letter and another card for the matching lowercase letter. Shuffle the cards, and lay a set of them face up on a table.

Then, it's time to beat the clock! Have kids make as many upper- and lowercase letter matches as they can in a minute.