

Getting Started with Skyward Employee Access (Payroll)

Instructions for Substitutes Only

Employee Access allows employees to review their personal, payroll, tax, and other employee information.


V[ÁŠ] *ā}Ác[ÁÖ {]][^^^ÁCE&&^••

Go to www.emsisd.com

Select **Employees Tab**

Click **Skyward**, and then select the link for **Employee Access**

Enter your Login ID and password



Á
Á
Á
Á

V[ÁX]á^ ÁÖ@^&ÁPá•c[]'Á

Select **Employee Information**

Choose **Payroll**

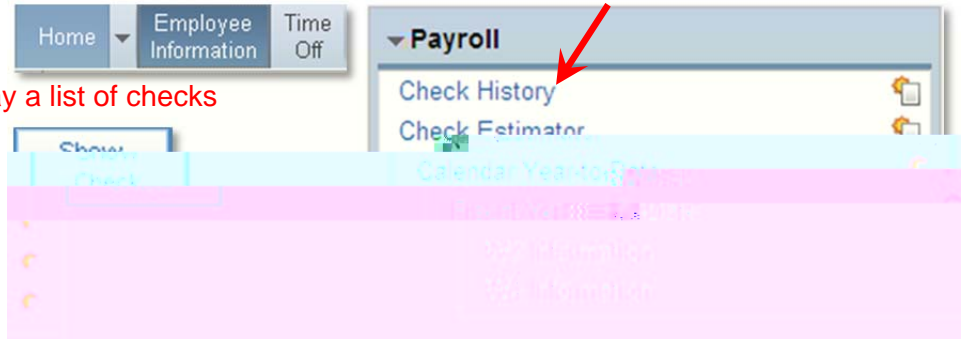
Select **Check History** to display a list of checks

Select the check date

Click the **Show Check** button

Select printing options

Click 



Á

V[ÁX]á^ Á YGÁÖæcæÁ


Select **Employee Information**

Choose **Payroll**

Select **W2 Information** to view your W2's

Select the year, then click the **View W2** button

Select  to view your W2



For Payroll issues, contact:

D'Nan Dakan, (Professionals & Para's)

817-232-0880, ext. 2980

Andi Hawkins, (Auxiliary)

817-232-0880, ext. 2979

Michelle Noble, (Benefits)

817-232-0880, ext. 2978

Stella Mendoza, Director of Payroll & Benefits

817-232-0880, ext. 2953

For Skyward Login issues, contact:

Jeannie Guadalupe, Systems Specialist

817-232-0880, ext. 2904

Tammy Graves, Systems Analyst

817-232-0880, ext. 2961